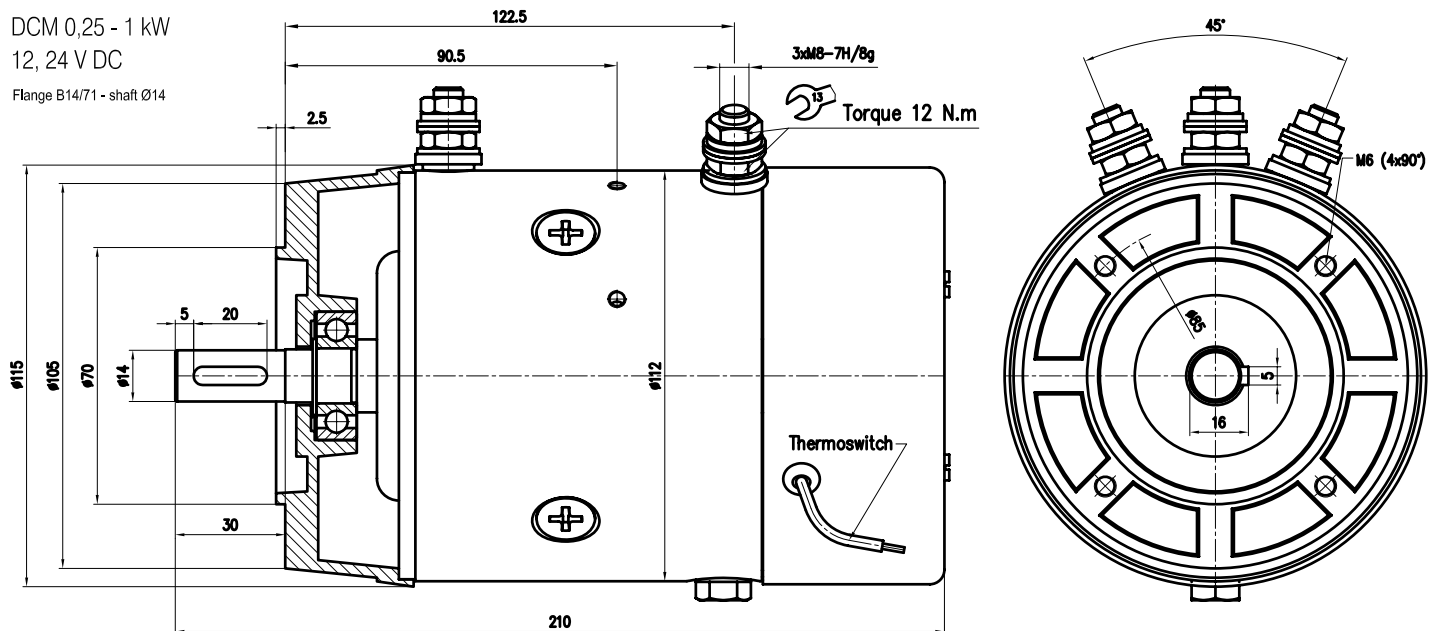


DCM 0,25 - 1 kW

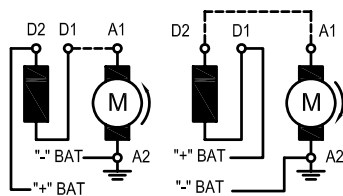
12, 24 V DC

Flange B14/71 - shaft Ø14



Connection Diagram

Rotation viewed from drive end



TYPE

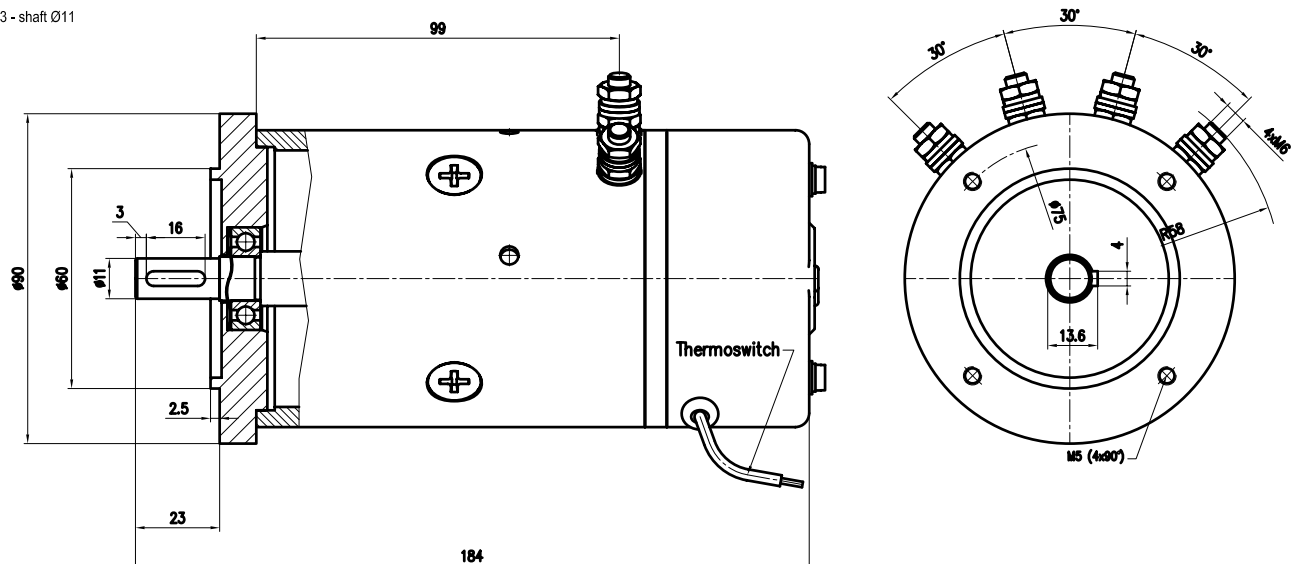
DCM 0,25/1,2/23

Rated Power	0.25 kW
Rated Voltage	12 V
Rated Current	38 A
Rated Speed	2300 r.p.m.
Operation Mode	S2 - 35 min.
Excitation	Series
Protection	IP 44
Insulation	F
Rotation	rev.
Weight	7 kg

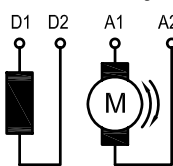
DCM 0,09 - 0,37 kW

12, 24 V DC

Flange B14/63 - shaft Ø11



Connection Diagram



Rotation viewed from drive end

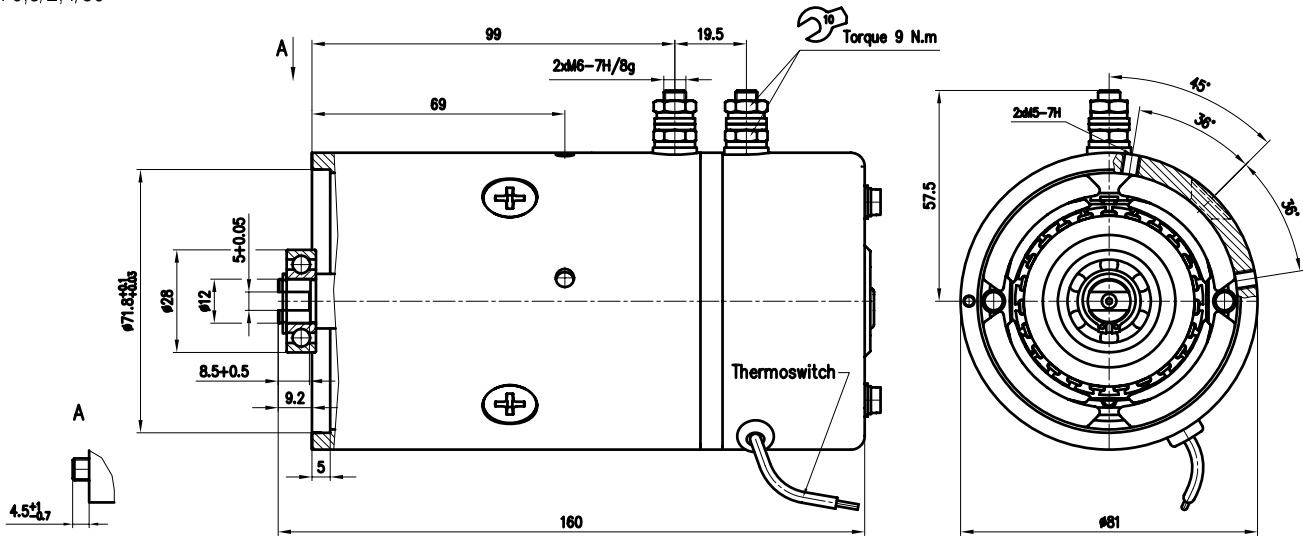
CCW : Connect A2 to D1; "+" to D2 and "-" to A1  
 CW : Connect A2 to D2; "+" to D1 and "-" to A1

TYPES

DCM 0,2/1,2/15

Rated Power	0.2 kW
Rated Voltage	12 V
Rated Current	35 A
Rated Speed	1500 r.p.m.
Operation Mode	S2 - 10 min.
Excitation	Series
Protection	IP 44
Insulation	F
Rotation	rev.
Weight	3.2 kg

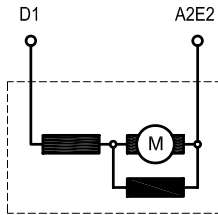
DCM 0,8/1,2/30  
DCM 0,8/2,4/30



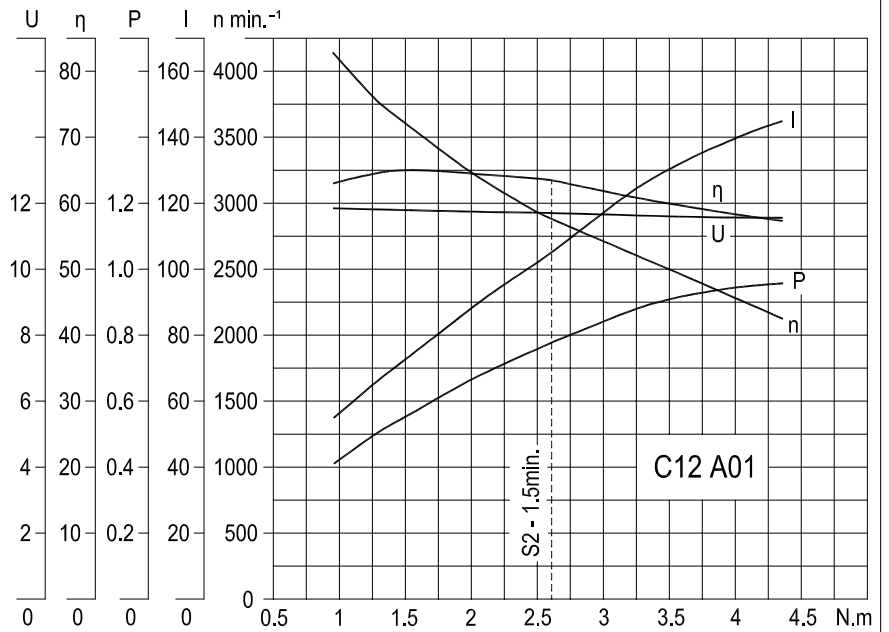
DCM 0,8/1,2/30

Rated Power 0.8 kW  
Rated Voltage 12 V  
Rated Current 110 A  
Rated Speed 3000 min.<sup>-1</sup>  
Operation Mode S2 - 1.5 min.  
Excitation Compound  
Protection IP 44  
Insulation F  
Weight 3.1 kg  
Char. Curve C12 A01  
Rotation C.W.D.E

Connection Diagram



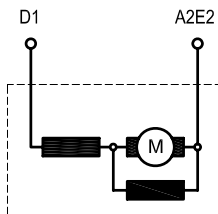
Design versions are adapted to standard assembly dimensions of hydraulic pumps and made according to special requirements of the customers



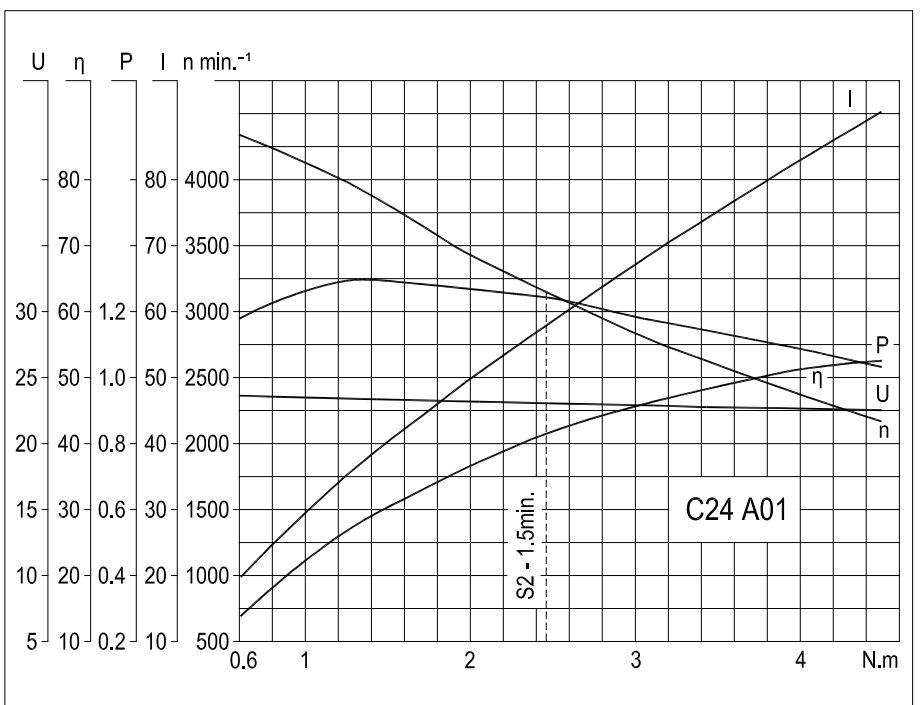
DCM 0,8/2,4/30

Rated Power 0.8 kW  
Rated Voltage 24 V  
Rated Current 58 A  
Rated Speed 3000 min.<sup>-1</sup>  
Operation Mode S2 - 1.5 min.  
Excitation Compound  
Protection IP 44  
Insulation F  
Weight 3.1 kg  
Char. Curve C24 B01  
Rotation C.W.D.E

Connection Diagram



Design versions are adapted to standard assembly dimensions of hydraulic pumps and made according to special requirements of the customers



CAPRONI HOLDING JSC

6100 Kazanlak, BULGARIA  
1, Vozheli Str.  
Tel: +359 /431/62 229  
Fax: +359 /431/ 62 230  
E-mail: cip\_ltd@mbox.digsys.bg  
WEB: <http://www.caproni.bg>

